

KONIG
®
stertli

CONSTRUCTION & EARTHMOVING VEHICLE & EQUIPMENT LIFTING



CONSTRUCTION & EARTHMOVING EQUIPMENT LIFTING

SUPERIOR SOLUTIONS FOR HEAVY DUTY VEHICLE LIFTING



NO. 1 IN HEAVY DUTY LIFTING

Stertil-Koni provides a complete range of heavy duty vehicle lifts and lifting equipment for customers all over the world. All Stertil-Koni vehicle lifts are designed and manufactured in-house by a team of specialists with expertise in the heavy duty vehicle lifting industry. Stertil-Koni is represented across the globe by local sales organizations, exclusive Stertil-Koni distributors, and a network of qualified Stertil-Koni Service partners.

This makes Stertil-Koni the Number 1 in heavy duty vehicle lifting around the world.



We develop specific lifting solutions for construction and earthmoving vehicle maintenance and repair. They contribute to starting or resuming your customer's job as quickly as possible. Compatible with extreme wheel diameters or tracks. Nothing is too big or bulky for Stertil-Koni.

Maintenance, repair and service of construction and earthmoving vehicles and equipment has never been safer, easier and more ergonomic. Specific solutions for low pressure bulky tires, wide wheel chassis and rear-axled vehicles, machinery and equipment.



SAFE, RELIABLE, EFFICIENT

Ample space to move safely and freely around the workshop. Stertil-Koni lifts have a wide range of adapters and configurations tailored to your requirements and for all situations.

Less down-time of expensive capital assets, more up-time to get the construction work done. Our lifts also contribute to the better well-being of workshop personnel and reduce the risk of industrial injuries-using the right lifting equipment made for the job. Specific lifting solutions for easy lifting and lowering. Although heavy equipment comes in various shapes and sizes it all has

one common purpose, to move and excavate materials, modify, repair or demolish buildings and be utilized on a construction site. Machinery and equipment require regular maintenance and repair due to intensive use. Technical staff are required to carry-out work as quickly and as safely as possible. Specific lifting solutions that can cope with the specifics of XXL vehicles, equipment and machinery.




COMPLETELY HEAVY DUTY FOR ALL TYPES OF CONSTRUCTION EQUIPMENT

A SOLUTION FOR ALL TYPES OF CONSTRUCTION EQUIPMENT

- Earthmoving Machinery
- Construction Vehicles and Equipment
- Material Handling Equipment
- Snow Clearing Equipment

From wheel-loaders, excavators, bulldozers, shovels, piston bullies-snow groomers, we have a suitable solution for you.

Stertil-Koni offers an extensive range of accessories, adapters and options.



COMPLETE MOBILITY WITH WIRELESS MOBILE COLUMN LIFTS

- Models with extra-long and wide fixed and adjustable detachable pick-up forks for outside tyre diameters from 19.6 inches up to 66.9 inches
- Extra wide wheel adapter plates for vehicles tires with outside diameters up to 90.6 inches.
- Low- Profile Cross and Telescopic Transverse beams for more accessibility wheel-free maintenance.
- Special adapters for optimal lifting in configurations of 2 and 3 columns.
- Complete flexibility around the workshop.
- No additional investment in civil works.
- Safe, independent mechanical locking system with obstruction and automatic overload protection.
- Operation individually, in pairs, or as a set.
- Each column with a capacity from 16,500 lbs up to 40,000 lbs.
- Configurable up to 32 columns.
- Longer lifting cycles and less battery-charging with the regenerative EARTHLIFT®.



OPTIMUM FREEDOM OF MOVEMENT WITH THE SKYLIFT



- Accessibility to vehicles from all sides. Crossbeam - free, with no workshop height restrictions.
- Adjustable frame cross-and telescopic twin ram transverse Jacking Beams available for all platform widths for wheel-free-lifting.
- Flexible customer configured platform spacing during installation.
- Extremely versatile with an optimal distribution of load forces for a wide range of vehicles, for example, asphalt machines, graders, short, long, small, wide vehicles, machinery and equipment.
- Ease of operation with a compact control box and self-diagnostic system.
- Safe built-in overload mechanism.
- Lifting capacities and platforms lengths - from 62,400 lbs to a massive 156,000 lbs from 23 feet to 96 feet, also available in tandem configurations.
- Wash-Bay model suitable for in and outside maintenance with stainless steel ebright smart control system control box and remote control.
- Fast and safe lifting and lowering, 69 inches in 90 seconds.





werkverkeer

BIG & BULKY WITH STERTIL-KONI





CONTINUOUS
RECESS



POWERFUL PREMIUM IN-GROUND PISTON AND SCISSOR LIFTS

- The DIAMONDLIFT is a piston in-ground lift which can be installed as either a cassette or frame-mounted version. It is suitable for all types of building situations and is available in two, three or four piston configurations.
- The ECOLIFT is a Scissor lift with an ultra-shallow construction and low-rise axle-engaging scissors suitable for all ground types, is pre-assembled and is drop-in and bolt-on.
- “Wheel-free” maintenance and inspection with the possibility of axle configurations for multiple axle vehicles.
- Bolsters at floor level with the Continuous Recess® system for easy drive-on.
- Lifting capacities from 60,000 lbs to 105,000 lbs
- Wide range of adapters and accessories for all types of vehicles and equipment.



ROBUST EASY ACCESS LIFT WITH PLATFORMS

- Cost effective platform lift in various configurations.
- Flexible customer configured platform spacing during installation.
- Adjustable frame and cross-and telescopic twin ram transverse Jacking Beams for wheel-free-maintenance.
- Unique cross beam-free design with access to the lifted equipment from all sides.
- Ideal for workshops with low ceilings.
- Ideal for low clearance vehicles and has low drive-on height.
- Available in various lengths and can be configured with two lifts connected in a tandem.
- Extremely versatile with optimal weight distribution on platforms.
- Lifting capacity ranges 30,000 lbs to 132,000 lbs maximum lifting time of 90 seconds.
- Wide range of accessories available.
- Displacement of lift possible for moving to a different workshop location.





STABLE MODERN FLEXIBLE WHEEL-FREE LIFTING

- Flexible and versatile with extra wide configurations available, optional double telescopic arms and hinged joints, suitable for a diverse fleet of vehicles and equipment.
- Modern and compact design.
- Very stable 2-Post lift with a baseless construction.
- Can be fitted in any workshop without rigid overhead cross-bar.
- Unhindered optimal access to the raised vehicle.
- Extremely safe independent mechanical locking system starts at 8 inches from floor level.
- Wide range of lifting capacities from 16,000 lbs and 30,000 lbs.



EASY AND SECURE OPERATION WITH THE EBRIGHT SMART CONTROL SYSTEM



ebright is something unique to Stertil-Koni vehicle lifts. It is much more than a control panel. It is completely configurable and is a very user-friendly diagnostic safe control system.

- Customizable ID-Key to prevent unauthorized operation.
- User-configurable options; choice of language.
- Access to Operating Manual.
- Randomly select columns to make a set.
- Any column can be made a master column.
- All relevant information at a glance.
- Stable, wireless connectivity.
- Full-color 7" screen.
- Battery and service diagnostics.

ADAPTABLE AND WITH A WIDE RANGE OF ACCESSORIES

for any vehicle or equipment and for any Stertil-Koni vehicle lift as required.

Although in most cases adapters are not required, we do have a comprehensive range. Especially designed for all types of construction and earthmoving vehicles and equipment. As industry specialist, Stertil-Koni can provide advice depending on your requirements. Our exclusive and extensive range of accessories are functionally designed and easy to mount to the lift.



Twin Ram adjustable Jacking Beams fit all platforms.



Wide-range of pick-up adapters.



Low-Profile Crossbeam for more accessibility wheel-free maintenance.



Traverse Kingpin Crossbeam for the safe and stable detachment and independent lifting of a trailer from the unit or cab.




Multi-Purpose Adapters for wheel-free front or rear vehicle lifting with two or three mobile column lifts.




Large Wheel Adapters.



Wheel Dolly for convenient and ergonomic removal of large wheels.



Special Pick-Up Adapters for wheel-free lifting.



Easy to operate Remote Controls



Base Frame and Lifting Fork Extensions for vehicles with recessed wheels.



Stertil-Koni has a comprehensive range of product accessories and options. For more information, please contact us.



Stertil-Koni U.S.A. Inc.
200 Log Canoe Circle
Stevensville, Maryland 21666
Tel. 410-643-9001
Toll free 800-336-6637
Fax 410-643-8901
www.stertil-koni.com
lifts@stertil-koni.com
f StertilKoniUSA
@StertilKoniUSA
stertilkoniusa